









**L'ENIGME du JOUR**  
ENIGME N°1 - niveau PS  
Carré latin




**Complète le tableau avec les formes. Attention, il ne doit pas y avoir deux fois la même forme sur les cases d'une même ligne ou d'une même colonne.**

**L'ENIGME du JOUR**  
ENIGME N°1 - niveau PS  
Carré latin



## Formes à découper



**L'ENIGME du JOUR**  
ENIGME N°1- niveau GS  
Carré latin



**Solution**

